

**Shenzhen DreamLNK Technology Co., Ltd.**  
**深圳市骏晔科技有限公司**

2400~2500MHZ Copper Tubing Antenna

**Product Specification**

Client Name		Frequency Band	2400MHz-2500MHz
Wire Name		Version	A1
Customer's Part Number		DreamLNK's Part Number	F7-2.4G
RF Designer	James Wang	RF Manager	Knight Ai
Structural Designer		Structural Design Manager	
Technical Director		Date	2017-09-25

Client confirmation:

Whether the product meets your requirements?  OK  NG

# Contents

Cover .....	1
Contents .....	2
1. Photos .....	3
2. Parameters .....	3
3. S11 Data .....	4
4. Structure .....	6
5. Application & Design Guidance.....	7
6. Environmental reliability experiment report .....	7
7. Contact us .....	8

## 1. Photos

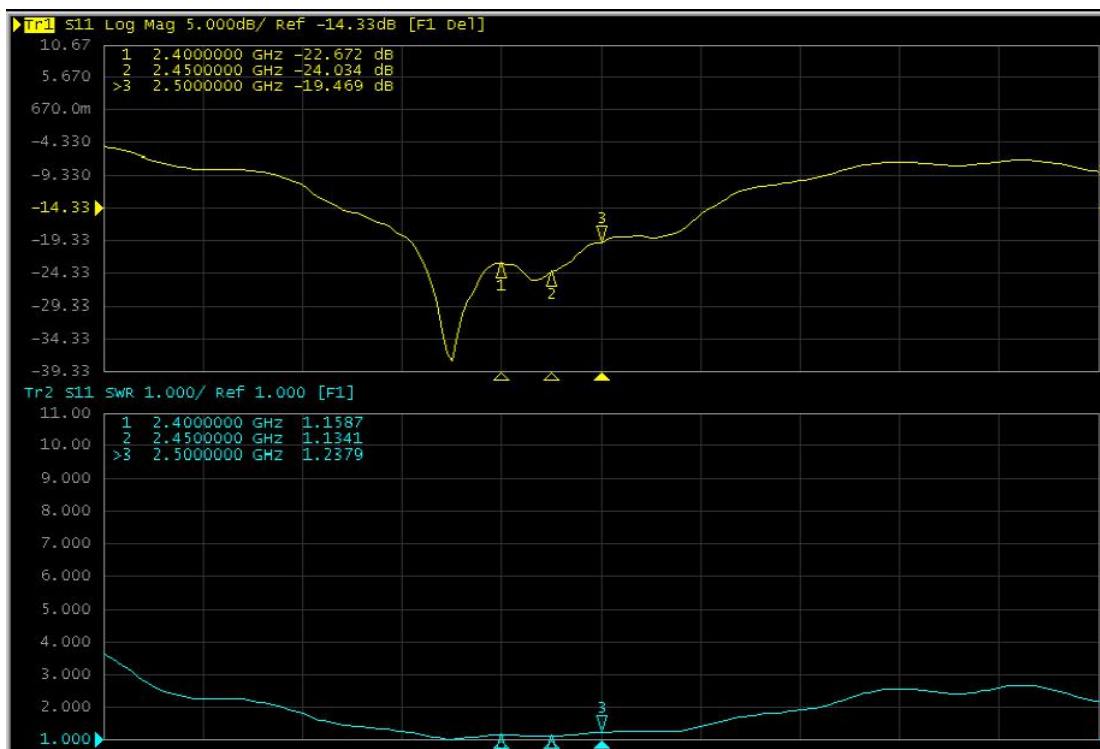


## 2. Parameters

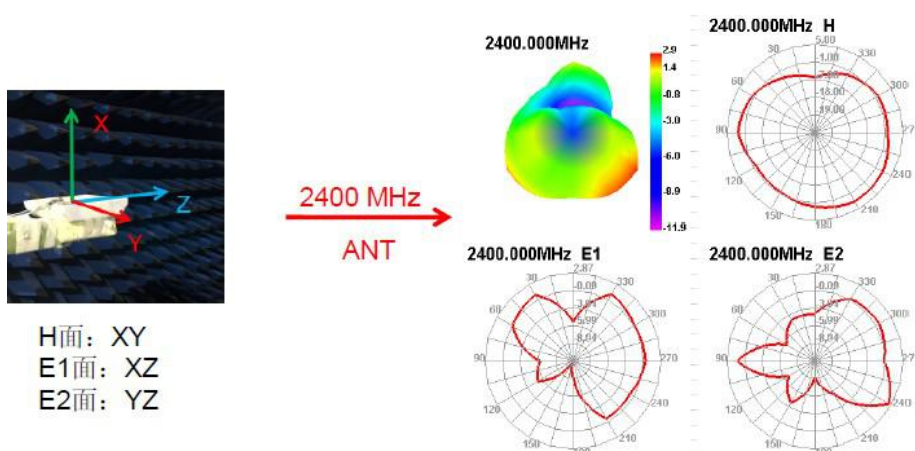
Test parameters			
Product Name	Copper Tubing Antenna	Model No	F7-2.4G
Electrical Specifications			
Frequency Range	2400~2500MHz	Polarization	Vertical
Input Impedance	50Ω	Radiation direction	Omnidirectional
VSWR	≦ 1.3	Power Capacity	1W
Gain	3 dBi±0.5	Bandwidth	135/46MHZ
Mechanical Specifications			
Dimensions	110±5mm	Color	Black
Connector	None (welding on PCB)	Cable Length	110±5mm
Material	Copper Tube	Storage Temperature	-10°C~+70°C
Working Temperature	-20°C~+70°C	Relative Humidity	40~85%

### 3. S11 DATA (VSWR, Return loss, Smith)

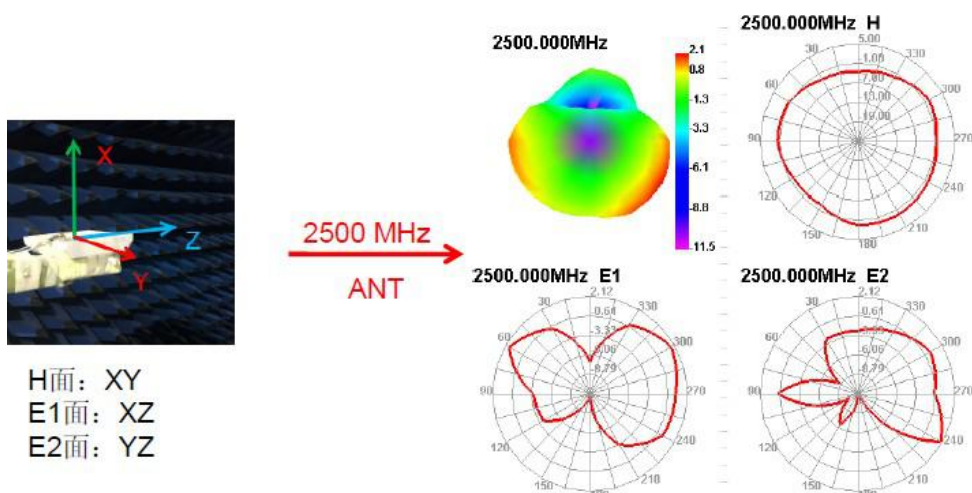
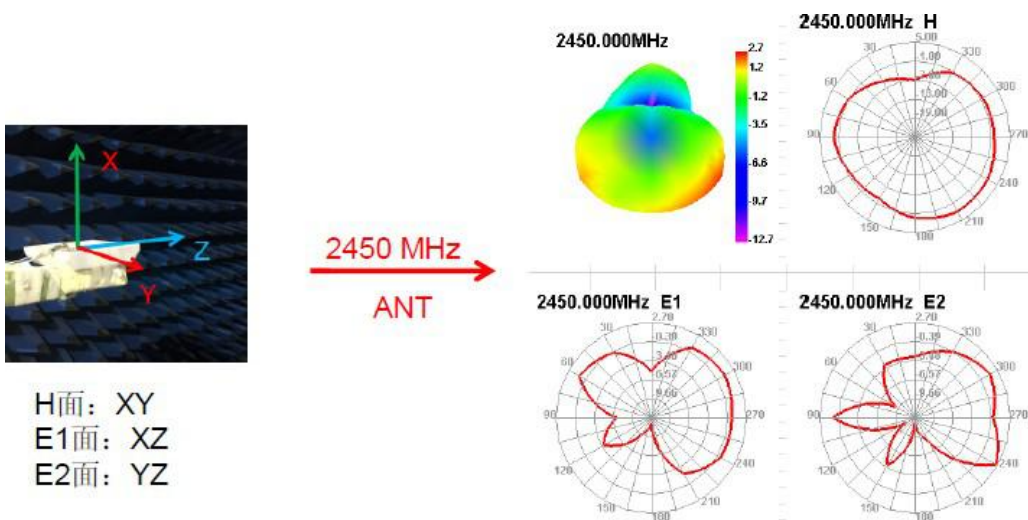
#### Network analyzer test report



#### 2D, 3D Radiation Pattern in Darkroom



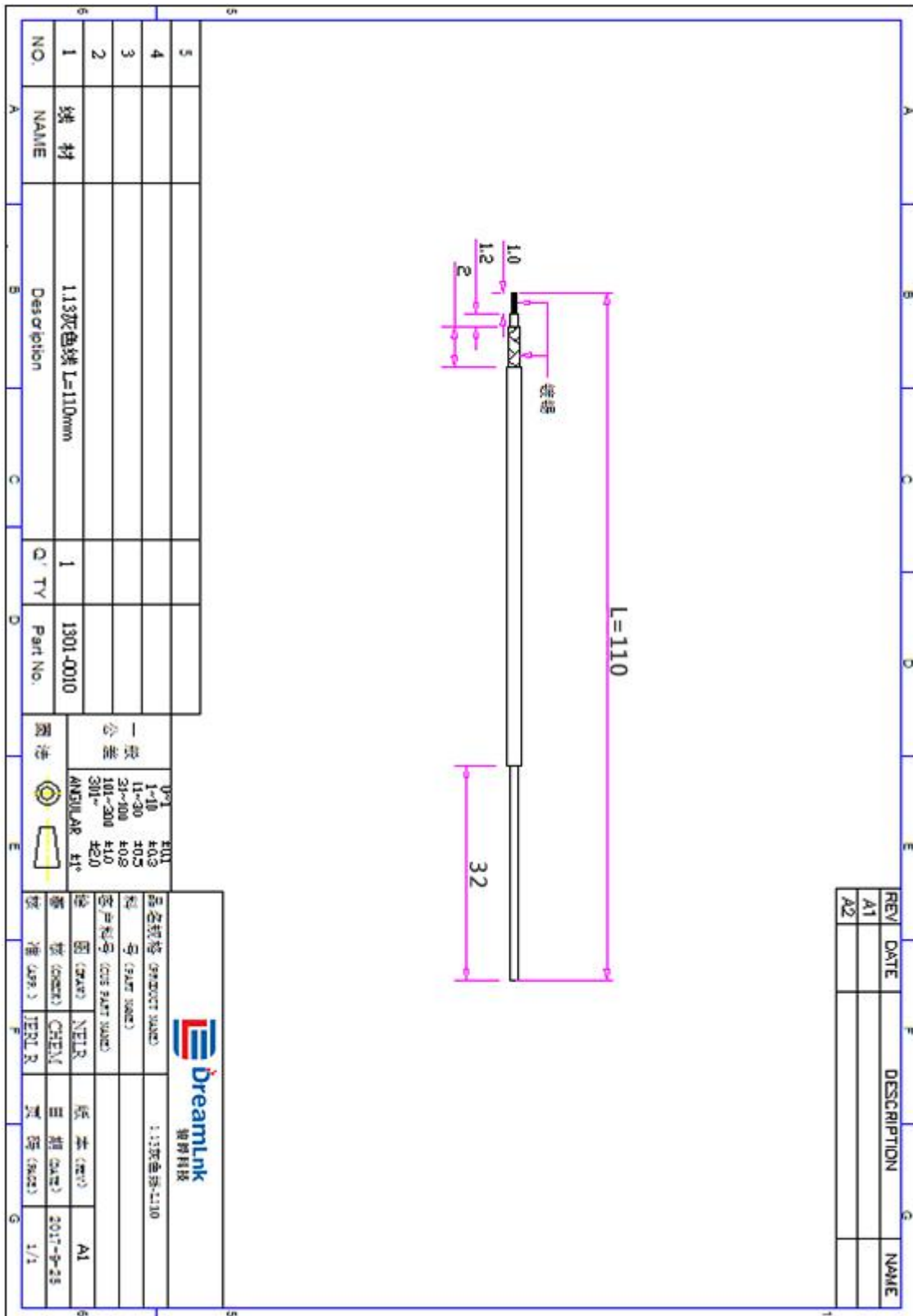
The information provided by us should be kept strictly confidential, and it is not allowed to disclose to anyone else or other companies, without prior written consent



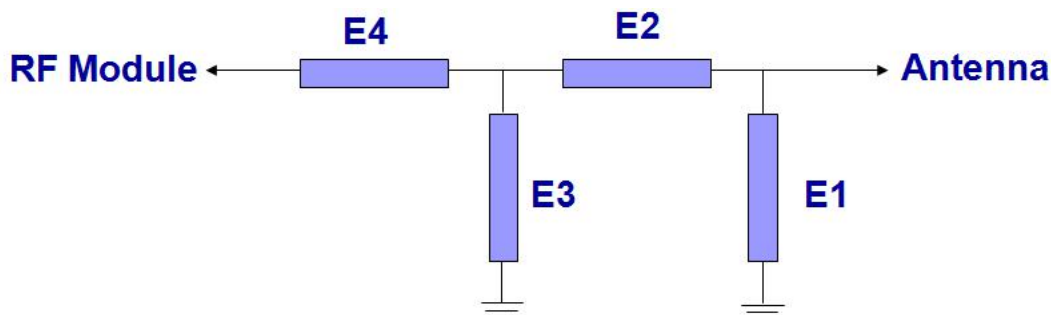
Frequency (MHz)	ANT	
	Efficiency (%)	Peak Gain (dBi)
2400	78.85	2.87
2410	81.9	3.15
2420	80.32	3.13
2430	78.25	2.98
2440	78.23	2.88
2450	77.33	2.7
2460	76.85	2.53
2470	78.23	2.47
2480	77.21	2.39
2490	77.45	2.37
2500	74.34	2.12

The information provided by us should be kept strictly confidential, and it is not allowed to disclose to anyone else or other companies, without prior written consent

#### 4. Structure Diagram



## 5. Application & Design Guidance



**Note:** The antenna design process needs to combine the product shape and structure, the position of the RF module signal input and output interface, and the position of the interference source inside the product to determine the position, angle, distance from the floor, and height from the PCB substrate.

Please reserve a  $\pi$ -type network to match the antenna. When debugging the antenna, be sure to provide a complete product shell and internal PCBA function board, calculate the external interference source and parasitic capacitance into the matching, so that the antenna can achieve the best performance indicators and work efficiency.

The PCB trace of the matching network refers to the 0.5mm line width, and the grounding on both sides of the network refers to the 0.35mm spacing to maintain good impedance characteristics.

If you have any questions, please send PCB documents to this e-mail [support@dreamlnk.com](mailto:support@dreamlnk.com)

## 6. Environmental reliability experiment report

Item	Test condition	Specification
Storage environment	Tested temperature, humidity and air pressure as following without specifying: 1. The temperature is -30 °C ~ + 80 °C 2. Relative humidity is 45% -85% 3. The air pressure is 86kpa-106kpa	The electrical mechanical performance is normal
High and low temperature test	Perform 5 cycles between 70 °C and 40 °C, then check the appearance quality, under normal conditions 1-2H	The size should meet the requirements for mechanical and electrical performance
Resistant to constant heat and humidity	Test Relative humidity: 95 ± 3%, Test temperature: 40 °C. After continuous 2H running, take out the sample, and measure its electrical properties within 5 minutes, put the sample in a normal condition for another 1-2H, check the appearance quality	The size should meet the standard, and meet for mechanical and electrical performance

The information provided by us should be kept strictly confidential, and it is not allowed to disclose to anyone else or other companies, without prior written consent

---

Vibration test	Vibration frequency range 10-55HZ, displacement amplitude: 0.35MM, acceleration amplitude: 50.0M / S, frequency of sweeping cycle: 30 times	Normal electrical and mechanical performance
Drop test	1M high-altitude free fall 3 times, in the direction of mutually perpendicular axes	Normal electrical and mechanical performance

## 7. Contact us

### Shenzhen DreamLnk Technology Co., Ltd

★ Data collection, Smart home, Internet of Things applications, Wireless remote control technology, Remote active RFID, Antennas ★

**Office Add.:** Room 603, Unit C, Zone A, Huameiju Business Center, Xihu Rd., Bao'an District, Shenzhen, Guangdong Province, China

**Factory Add.:** 5th Floor, Building B, Huazhi Innovation Valley, No. 7 Yuhua Street, 138 Industrial Zone, Tangxia Town, Dongguan, Guangdong Province, China

**TEL.:** +86-755-29369047

**FAX:** +86-755-27844601

**Mobile:** +86 13760215716

**Wechat:** wsj\_james

**E-mail:** [james@dreamlnk.com](mailto:james@dreamlnk.com)

**Web:** [www.iot-rf.com](http://www.iot-rf.com)